

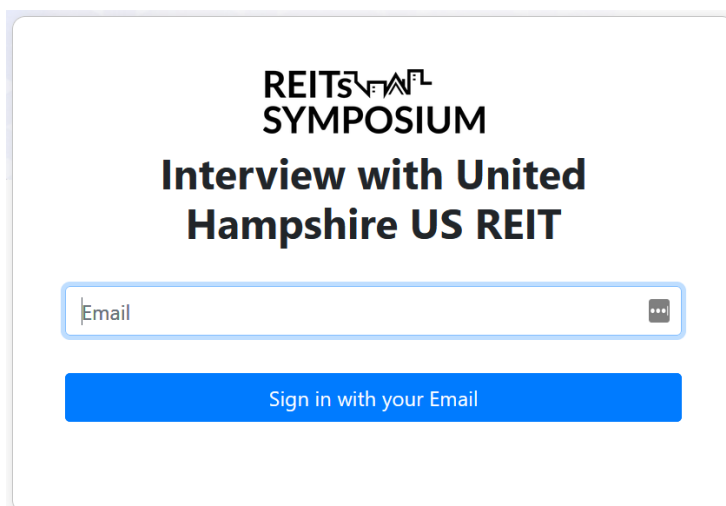
REITs Symposium 2022 - Quick Guide for Online Attendees.

To access all sessions and resources, simply head over to: <https://www.reitsymposium.com>.

Only registrants will be granted access. Simply click on the “REGISTER FOR FREE” button on the top right if you have not previously done so.

Sign in

When you access a session, you will be required to enter the email address that you used during registration. and click on the button “Sign in with your Email”. This sign-in process is only required once for all the sessions. E.g.,



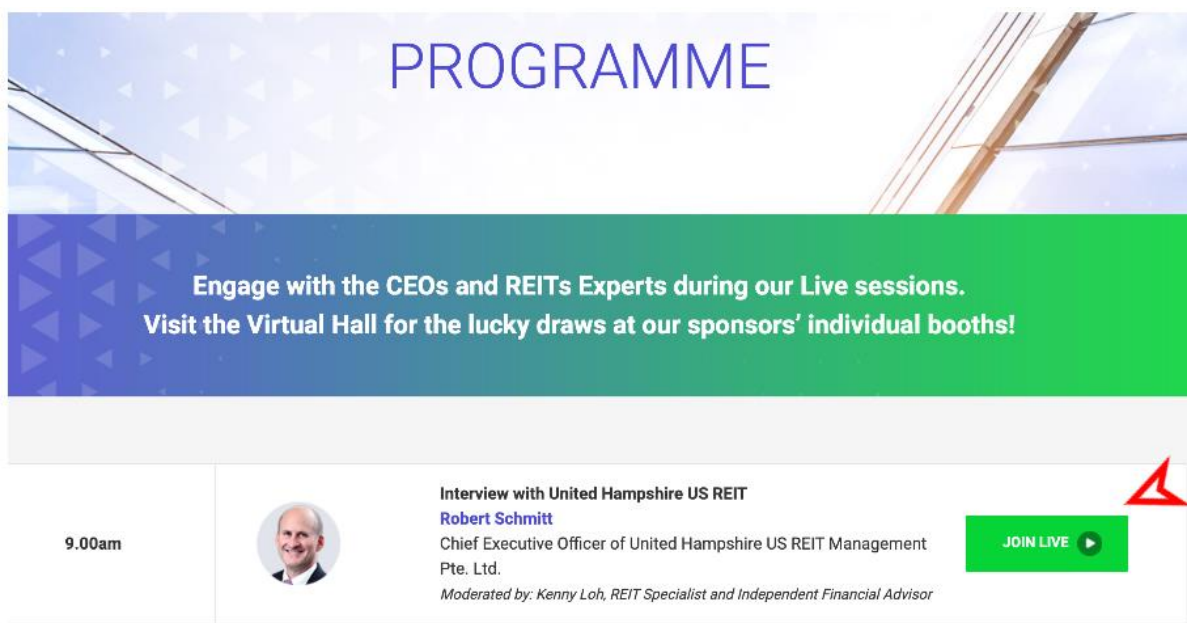
REITs SYMPOSIUM



Interview with United Hampshire US REIT

Sign in with your Email

Watch live sessions (interviews and presentations)

- 1) Click on **Programme** tab. Next to a session listing, a “JOIN LIVE” button will appear **10 minutes prior to the start** of the session. E.g.,




PROGRAMME	
Engage with the CEOs and REITs Experts during our Live sessions. Visit the Virtual Hall for the lucky draws at our sponsors' individual booths!	
9.00am	 <p>Interview with United Hampshire US REIT Robert Schmitt Chief Executive Officer of United Hampshire US REIT Management Pte. Ltd. <i>Moderated by: Kenny Loh, REIT Specialist and Independent Financial Advisor</i></p> <p>JOIN LIVE </p>

- 2) Click on the “JOIN LIVE” button to proceed. You will be asked to sign in if you have not done so. Once you are logged in, you will be able to attend the session live

Participate in Live Chat (happening from 12.00pm – 12.30pm)

- 1) Click on **Live Chat** tab. **5 minutes prior to the start of Live Chat**, the “ENTER CHAT” buttons for the participating REITs will appear. E.g.,



- 2) Click on the “ENTER CHAT” button for the REIT that you wish to interact with.
- 3) Insert your Email address and Name and press Join Webinar when prompted

Zoom

Enter your email and name

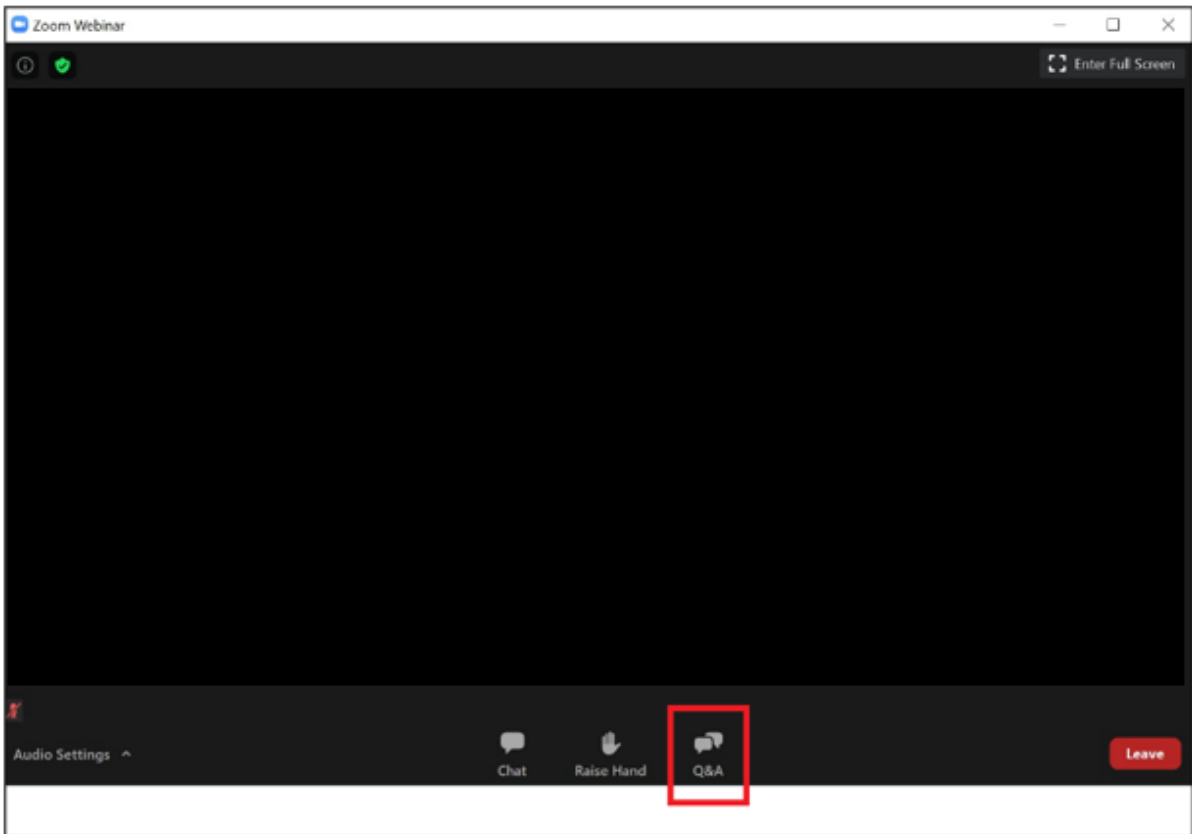
Your email

Your name

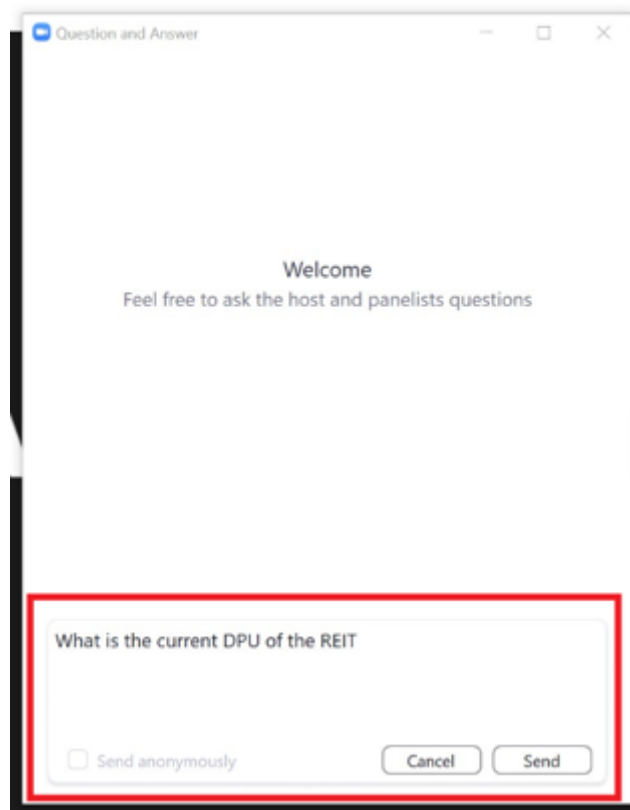
Remember my name for future meetings

Join Webinar Cancel

- 4) Click on the “Q&A” button to post questions.



5) Post your question by typing in the box and click Send:



Important Note

1. All questions should be directed to the Q&A section. The chat function will be disabled.
2. Please demonstrate courtesy when posting your question and refrain from spamming.
3. The questions will be filtered at the host's discretion and the host will attempt to address as many as possible.
4. We seek your understanding that filming and/or recording of the session is strictly prohibited.

Partner Booth

- 1) Click on **Virtual Hall** tab. Access the partner's booth by clicking on the "ENTER BOOTH" button below each logo.

